

# Lab Companion

High And Low Temperature Test Chamber T-225B-40

Custom Solution

Brief Introduction



The equipment is mainly for industrial products reliability test in high and low temperature condition. The adaptability test of electronic, electrical, automobile, aerospace, Marine weapons, scientific research units and other materials in the environment of high temperature and low temperature storage, transportation and use. The test equipment is mainly used for the product in accordance with the national standard requirements or user-defined requirements. At high and low temperature, the physical and other related characteristics of the product experience environmental simulation test. Through testing to determine the performance of the product and whether it can still meet the predetermined requirements for product design, improvement, identification and factory inspection.

# Lab Companion

## Specifications and parameters:

Model	T-225B-40
Power source	AC380V, 50/60HZ, 3 $\phi$ 5 wire
Rated current	AC 11A ,
Total power	3.5KW
This machine is dedicated to the above marked power supply, please use according to the rated power distribution.If the use area is changed, please contact our company. Service phone 400-628-2786.	
Temperature Range	-40~+150 °C
Temperature rising rate	25°C→+150°C $\leq$ 40min, Nonlinear no-load approx. 3.5°C/min
Cooling rate	25°C→ -40°C $\leq$ 60min, Nonlinear no-load approx. 1.2°C/min
Internal Dimension	W600*H750*D500 (mm)
External Dimension	W870*H1930*D1270 (mm)
Suitable temperature for using	5~30°C
Controller model	Q8 color touch screen
Compressor model	ZF09KQE
Refrigerant	R-404A
Temperature electric heating	3.6KW

## Standard conditions of use:

Use environment temperature: 5~30°C


## Other parameters:

- 1. Controller model:** Q8 color touch screen
- 2. Compressor model:** ZF09KQE refrigerant: R-404A
- 3. Temperature electric heating:** 3.6KW

# Lab Companion

## Appearance Introduction and Description:


### 1. Front and side of the machine



Number	Name	Illustrate
1	Tricolor light	Green light means running, yellow standby, red fault
2	Controller panel	The intelligent operating panel
3	Test hole	An external power supply can be plugged in from the test hole for live product testing
4	Door lock	Pull on the handle to open the door
5	Glass Window	To observe the workings of the inner studio

# Lab Companion


## 2. Control panel



Number	Name	Illustrate
1	Controller	Touch screen programmable controller
2	Overtemperature	Setting Sets the upper temperature limit in the test area
3	The USB interface	Used to copy data related to curves or documents.
4	Emergency stop switch	Used to connect the device and cut off power supply

# Lab Companion


## 3. Test area



Number	Name	Specification
1	Thermal resistance sensor	Used for panel overtemperature sensing the temperature of the inner box
2	Thermal resistance sensor	Used for the controller to sense the temperature of the inner box
3	The air outlet	Test area circulates air outlet
4	Sealant	Heat preservation and air leakage prevention
5	Sample rack track	Used to secure the sample holder

# Lab Companion


## 4. The cooling machine room



Number	Name	Illustrate
1	Pressure protection controller	When the pressure is too high, the machine will alarm
2	Compressor	Compression cooling
3	Oil separator	Separate refrigerant and chilled oil
4	Filter dryer	Remove debris from the cooling system
5	Condenser	Cool the refrigerant

# Lab Companion

## 5. Power distribution room



Number	Name	Number	Name
1	Overheated plate	7	Thermal overload relay
2	Solid state relay	8	Auxiliary contact
3	Time relay	9	Underinverting phase protector
4	Intermediate relay	10	Fuse
5	Dc power supply	11	Connector terminal
6	Ac contactor	12	Temperature controller

# Lab Companion

## Test Report:

Temperature Sensor °C	-40°C	-20°C	0°C	40°C	85°C	125°C	150°C
<b>1</b>	-39.5	-20.4	0.7	40.6	84.8	124.7	151.3
<b>2</b>	-39.8	-20.1	0.9	40.0	85.2	125.0	150.7
<b>3</b>	-40.1	-20.3	1.1	40.2	85.6	125.2	150.2
<b>4</b>	-40.3	20.6	1.3	39.9	85.9	125.6	149.9
<b>5</b>	-40.0	-20.8	1.5	40.3	86.2	125.2	150.3
<b>6</b>	-40.4	21.0	1.0	40.7	85.7	125.0	150.8
<b>7</b>	-40.6	21.2	0.9	41.0	85.1	125.7	150.6
<b>8</b>	-40.9	21.0	0.8	41.3	85.3	126.0	150.4
<b>9</b>	-40.6	20.9	0.2	40.8	85.5	125.8	150.1
Temperature deviation	0.9	1.2	1.5	1.3	1.2	1.0	1.3
Temperature uniformity	1.4	1.1	1.3	1.4	1.4	1.3	1.4